


MassARRAY[®] System



Somatic Mutation Profiling



Ultrasensitive Detection



Sample Identification and Qualification



Pharmacogenetics and Inherited Disease Testing



Rare Blood Donor Identification



Agricultural Genomics

The Complete Solution for Genomic Analysis

Accurate

Nucleic acid detection by mass spectrometry enables readout by molecular mass, a highly accurate alternative to fluorescent-based methods.



Scalable

A system set up for 24-, 96- and/or 384-well format offers a variety of options for sample and assay throughput.



Efficient Workflow

Obtain results in a single day with limited hands-on time—a new Chip prep module provides post-PCR automation.



Flexible

Ideal for targeted genetic analysis including SNP genotyping, DNA methylation analysis, copy number quantification, and somatic mutation analysis.



Cost Effective

Targeted content minimizes bioinformatics, multiplexed analysis reduces per sample cost, and scalable throughput optimizes batch and resource requirements.



The MassARRAY® System for Targeted Genetic Testing

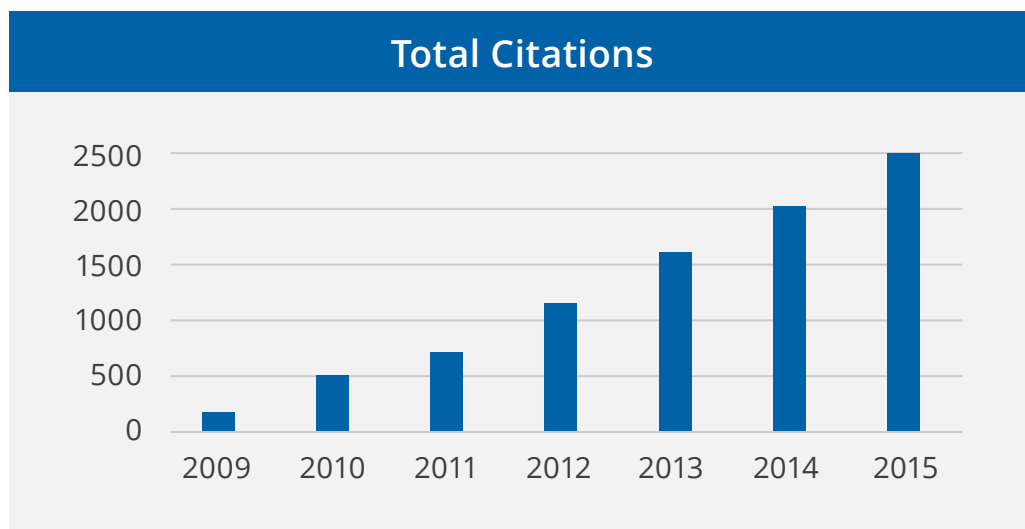
Overview

The MassARRAY System by Agena Bioscience™ is a benchtop mass spectrometer that provides sensitive, accurate, and rapid analysis of nucleic acid samples.

With throughput capacity to meet the needs of any testing volume, rapid results, and the ability to cost-effectively target hundreds of genetic mutations, the MassARRAY System is a complete genomic solution for molecular laboratories.

Proven in the Genomics Community

With over 2,500 published studies, the MassARRAY System has been put to the test across a broad range of applications.

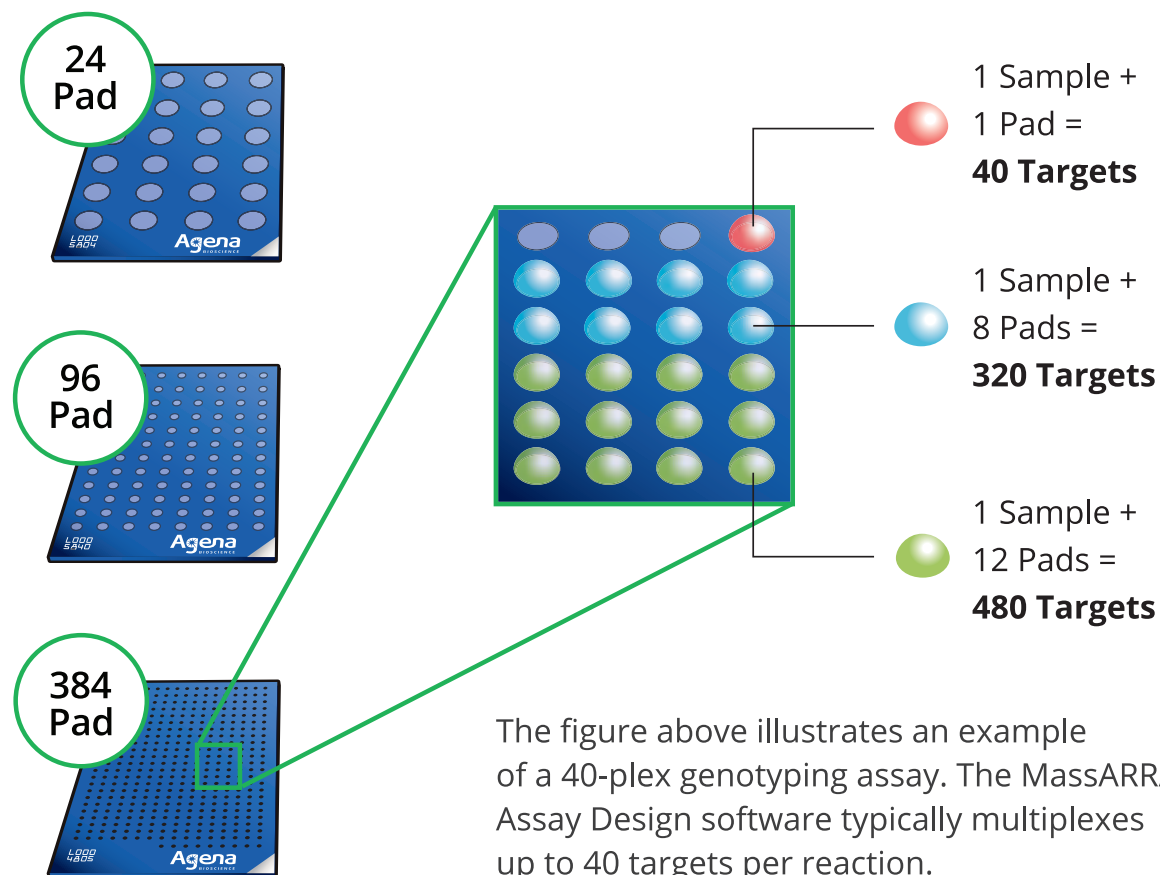


From Sample to Results

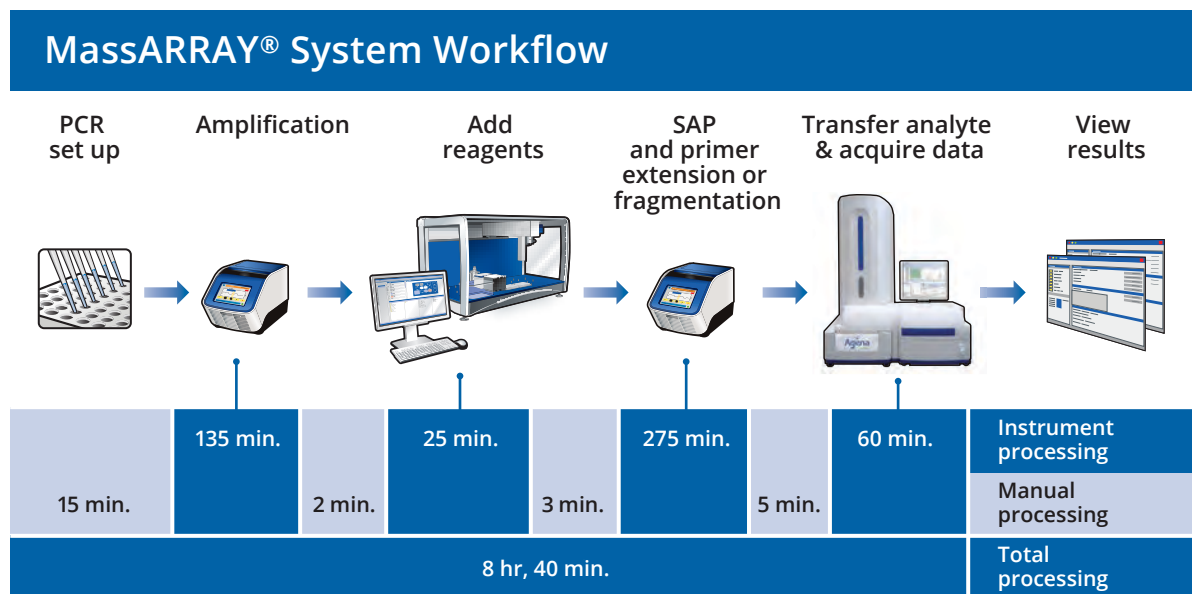
Mass spectrometry, coupled with end-point PCR, enables highly multiplexed reactions under universal cycling conditions to provide accurate, rapid, and cost-effective analysis.

A Flexible, Scalable Genetics Platform

The MassARRAY System simplifies the process of implementing new testing paradigms in the laboratory. A variety of applications and sample types can be tested and analyzed using the MassARRAY System and the SpectroCHIP® Arrays.



The workflow consists of the following steps:



Compatible Across Sample Types

Direct detection of short amplicons enables compatibility with virtually all nucleic acid sample types.

- | | | |
|-----------------------|-------------------------|------------------|
| ✓ Blood plasma | ✓ Biopsy | ✓ Buccal cells |
| ✓ Serum | ✓ Formalin-fixed tissue | ✓ Ear punches |
| ✓ Fresh frozen tissue | ✓ Micro-dissected cells | ✓ Hair follicles |

System Components



MassARRAY Analyzer

The MassARRAY Analyzer is a benchtop mass spectrometer uniquely designed for high throughput nucleic acid detection and quantification.

The MassARRAY System has the ability to automatically process up to two multiplexed 24-, 96-, or 384-pad SpectroCHIP Arrays per run, and comes with automated sample handling instruments based on the needs of your laboratory.



Application Software

MassARRAY software provides flexible and robust tools for the creation and analysis of new test methods.

Online design tools enable you to design custom assays for genotyping, methylation, gene expression, or copy number variations.

Analysis software provides interactive visualization of the data for results management and reporting.

Agena Bioscience, Inc.
4755 Eastgate Mall
San Diego, CA 92121
Phone: +1.858.882.2800

Order Desk: +1.858.202.9301
Order Desk Fax: +1.858.202.9220
orderdesk@AgenaBio.com
Web: agenabioscience.com

US	+1.877.4.GENOME
EU	+49.40.899676.0
AP	+61.7.3088.1600
JP	+81.3.6231.0727
CN	+86.21.6427.0566

For Research Use Only. Not for use in diagnostic procedures.

MassARRAY and SpectroCHIP are registered trademarks of Agena Bioscience, Inc. Agena Bioscience is a trademark of Agena Bioscience, Inc. ©2016 Agena Bioscience, Inc. All rights reserved.

51-20014R6.0 0116